



We reserve the right for any inaccuracies and the right to make changes. The sketches are for guidance only.

A. **Grouping** the luminaires



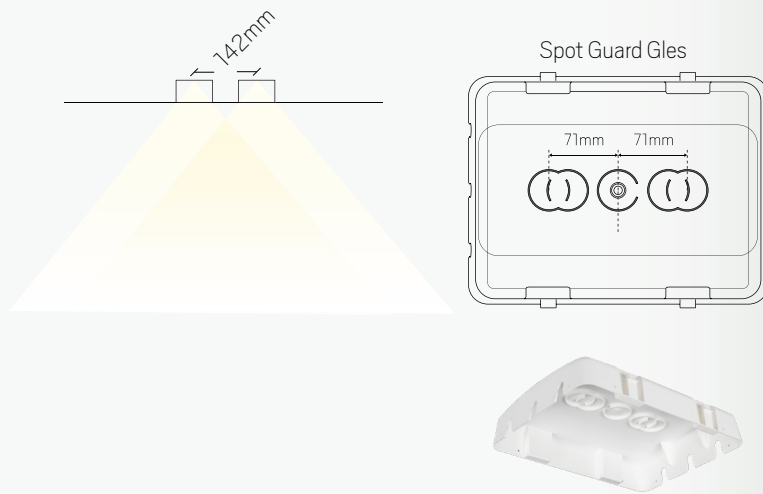
Assembly sketches

A. Grouping the luminaires

Different ways of installing **grouped** luminaires

A1. Group downlights without decor frame

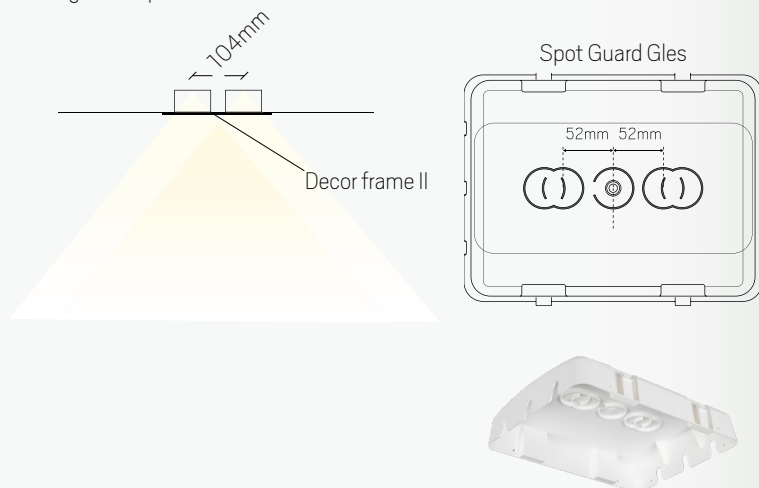
Downlights recessed in ceiling, with or without Spot Guard Gles*: Max two downlights in Spot Guard Gles.



Tip! You can use our smart Spot Finder for Spot Guard Gles to simplify installation. *Spot Guard Gles must be used for downlights in ceilings with insulation. Does not apply to ISO downlights.

A2. Group downlights with decor frame

Downlights recessed in ceiling with decor frame, with or without Spot Guard Gles*: Max two downlights in Spot Guard Gles.



Tip! You can use our smart Spot Finder for Spot Guard Gles to simplify installation. *Spot Guard Gles must be used for downlights in ceilings with insulation. Does not apply to ISO downlights.