

CASE WALL IP55 GREY

Trendy wall-mounted luminaire for outdoor use with a light pattern that illuminates 145° both up and down. This luminaire comprises an aluminium frame and is fitted with an LED-Multichip of 6W. Perfect for installing on facades, for example entrances or patios in private and public areas. The luminaire is anodised and powder-coated for harsh outdoor climates. Integrated driver. For installation on walls with a concealed connector.

DESCRIPTION

| | |
|-------------------|---------------------|
| GTIN: | 7392971131665 |
| Item Name: | Case Wall IP55 Grey |
| Warranty: | 5 years |

LIGHT TECHNICAL DATA

| | |
|-------------------------------------|---|
| Max. Luminaire Lumen (lm): | 500 |
| Light Source: | LED |
| Light Source Included: | Yes |
| Replaceability: | Non-replaceable LED, Replaceable Control gear by professional |
| LED Colour: | Warm White |
| Colour Temperature (K): | 3000 |
| Colour Rendering Index (Ra): | >80 |
| Colour Consistency (SDCM): | 3 |
| Beam Angle (°): | 145 |
| Light sharing: | Symmetric |
| Light Outlet: | Indirect |
| Number of Lamps (pcs): | 1 |
| Number of LED (pcs): | 1 |
| Life Time: | h Ta °C |
| Nominal Life Time (h): | 50000 |
| Life Time Driver: | 50 000h/10% |
| Flicker (PstLM): | 0,05 |
| Stroboscopic effect (SVM): | 0 |

TECHNICAL DATA

| | |
|--|------------|
| Voltage (type): | AC |
| Voltage Interval (V): | 230...230V |
| Voltage Nominal (V): | 230 |
| Max. Power Luminaire (W): | 9 |
| Max. Efficiency Luminaire (lm/W): | 56 |
| Containing light source energy efficiency class (EU) 2019/2015: E | |

OPERATION AND CONNECTION

| | |
|---------------------------|------------------|
| Dimmable: | No |
| Type of Dimming: | OnOff |
| Driver Included: | Yes |
| Driver Model: | Constant Current |
| Driver Type: | Built-in |
| Connection (type): | Screw Terminals |
| Min. Ta (°C): | -20 |
| Max. Ta (°C): | 35 |
| Fuse B10 (pcs): | 46 |
| Fuse B16 (pcs): | 74 |
| Fuse C10 (pcs): | 93 |
| Fuse C16 (pcs): | 149 |




COLOR AND MATERIAL

| | |
|----------------------------------|---------------------|
| Material: | Aluminium |
| Color: | Grey |
| Environmental Assessment: | Byggvarubedömningen |

MEASUREMENT AND INSTALLATION

| | |
|---------------------------------|---------------------------------|
| Operating Environment: | Indoor / wet locations, Outdoor |
| IP Degree of Protection: | 55 |
| Protection Class: | I |
| Installation: | Surface mounted |
| Mounting Installation: | Screw Mounting |
| Approval Marks: | CE |
| Impact Strength: | IK04 |
| Length (mm): | 130 |
| Width (mm): | 130 |
| Height (mm): | 80 |
| Weight (kg): | 1 |





(mm)

