

**hidealite**
choice

We focus on sustainability using recycled material for creating innovative luminaires, as well as replaceable LEDs and drivers.

Luminaires built for the future!

PIXO M I WHITE

Pixo isn't just a wall luminaire, it's a style icon – an ultimate luminaire for indoor or outdoor use in private and public environments. It lights up not only your wall, but also your taste for Nordic design. Easily installed dimmable luminaire in two sizes for direct connection to 230V. Separate rear element and built in spacer frame in which the rear element is equipped with cable inlets to enable surface-mounted cabling. Replaceable LED and driver. Selectable lumen output and adjustable colour temperature via DIP-switch. Pixo is designed for IP65, IK10 and has durable powder coating for tough outdoor environments. With accessories such as decor fronts, you creates a glare-free light distribution and change its appearance to create a unique style that harmonises with your facade's aesthetics. The decor fronts can be supplied in a choice of colours on request.

DESCRIPTION

GTIN:	7392971149103
Item Name:	Pixo M I White
Warranty:	5 years

LIGHT TECHNICAL DATA

Max. Luminaire Lumen (lm):	1790
Light Source:	LED
Light Source Included:	Yes
Replaceability:	Replaceable LED by professional, Replaceable Control gear by professional
LED Colour:	Warm White
Colour Temperature (K):	2700, 3000, 4000
Colour Rendering Index (Ra):	>90
Colour Consistency (SDCM):	3
Luminous Intensity (cd):	960
Beam Angle (°):	90
Light sharing:	Symmetric
Light Outlet:	Direct
Number of LED (pcs):	1
Life Time:	h Ta °C
Nominal Life Time (h):	100000
Lumen maintenance 35 000h:	L89
Lumen maintenance 50 000h:	L89
Lumen maintenance 75 000h:	L84
Lumen maintenance 100 000h:	L79
LLMF @ 50 000h:	0.89
LLMF @ 100 000h:	0.79
Life Time Driver:	100 000h/20%
Flicker (PstLM):	0,013
Stroboscopic effect (SVM):	0,091

TECHNICAL DATA

Voltage (type):	AC
Voltage Interval (V):	220...240V
Voltage Nominal (V):	230
Line Frequency (Hz):	50
Power LED (W):	18
Max. Power Luminaire (W):	21
Max. System Power (W):	21
Max. Efficiency Luminaire (lm/W):	85
Max. Efficiency System (lm/W):	85
Containing light source energy efficiency class (EU) 2019/2015: E	

OPERATION AND CONNECTION

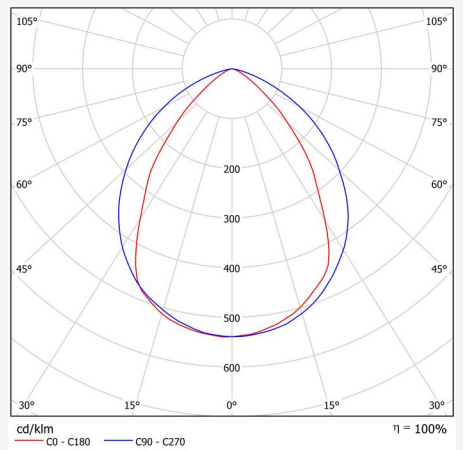


Dimmable:	Yes
Type of Dimming:	DIP-Switch Power, Trailing Edge
Driver Included:	Yes - replaceable
Driver Model:	Constant Current
Driver Type:	Built-in
Driver Manufacturer:	Hide-a-lite
Connection (type):	Quick Terminal
Connection (mm2):	5x0,5-2,5
Through Wiring:	Yes
Power Factor λ:	0,9
Efficiency (%):	84
Power loss (W):	3,6
Leakage current (mA) (at 230 V, 50 Hz, full load):	0,13
THD (%):	30
Constant Current (mA):	200, 390, 540, 700
Min. Ta (°C):	-20
Max. Ta (°C):	40
Max. Tc (°C):	80
Dimming secondary side:	AM
Protection Against:	Short Circuit, Overload
Inrush current (max/time):	2,5A 70 μ s
Mains surge protection DM (kV):	2
Mains surge protection CM (kV):	2
Fuse B10 (pcs):	61
Fuse B16 (pcs):	98
Fuse C10 (pcs):	61
Fuse C16 (pcs):	98

COLOR AND MATERIAL

Material:	Aluminium
Color:	White
Environmental Assessment:	Byggvarubedömningen
Available in special color:	Yes

MEASUREMENT AND INSTALLATION

Operating Environment:	Indoor / dry locations, Indoor / damp locations, Indoor / wet locations, Indoor / bathroom (ceiling area 1), Outdoor
IP Degree of Protection:	65
Protection Class:	I
Installation:	Wall
Mounting Installation:	Screw Mounting
Approval Marks:	CE, a Hide-a-lite Choice
Impact Strength:	IK10
Filament Test IEC 695-2-1(°C):	650
Width (mm):	160
Height (mm):	160
Depth (mm):	68
Weight (kg):	1,24



(mm)

