

CORE SMART 45° BLACK 3000K

Small, exclusive accent luminaire of the highest quality for indoor use with integrated push-in terminal for simplified and smart series connection, eliminates the hassle of external joints and minimises sources of faults and simplifies troubleshooting. Recessed light spot makes the luminaire glare free. A good alternative when a 45° beam angle is wanted. Attractive as a decor light recessed into window nooks and furniture or for surface mounting with Core Smart Spacer Ring accessory.

DESCRIPTION

GTIN:	7392971134185
Item Name:	Core Smart 45° Black 3000K
Warranty:	5 years

LIGHT TECHNICAL DATA

Max. Luminaire Lumen (lm):	40
Light Source:	LED
Light Source Included:	Yes
Replaceability:	Non-replaceable LED
LED Colour:	Warm White
Colour Temperature (K):	3000
Colour Rendering Index (Ra):	>90
Colour Consistency (SDCM):	3
Luminous Intensity (cd):	95
Beam Angle (°):	45
Light sharing:	Symmetric
Light Outlet:	Direct
Number of Lamps (pcs):	1
Number of LED (pcs):	1
Life Time:	h Ta °C
Nominal Life Time (h):	90000

TECHNICAL DATA

Voltage Forward (Vf):	3
Max. Power Luminaire (W):	1,2
Max. System Power (W):	1,3
Max. Efficiency Luminaire (lm/W):	40
Max. Efficiency System (lm/W):	40

Containing light source energy efficiency class (EU) 2019/2015: E

OPERATION AND CONNECTION

Dimmable:	Yes
Driver Included:	No
Driver Model:	Constant Current
Connection (type):	Quick Terminal
Connection (mm2):	2x0,2-0,75
Through Wiring:	Yes
Constant Current (mA):	350
Min. Ta (°C):	-20
Max. Ta (°C):	40
Max. Tc (°C):	80



COLOR AND MATERIAL

Material:	Aluminium
Color:	Black
Environmental Assessment:	Byggvarubedömningen

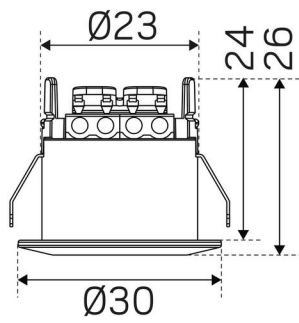
MEASUREMENT AND INSTALLATION

Operating Environment:	Indoor / bathroom (ceiling area 1)
IP Degree of Protection:	44
Protection Class:	III
Installation:	Built-in
Mounting Installation:	Tension Spring
Height Surface Mounted (mm):	30
Fire Safety Marks:	Not in insulation without protection cover
Approval Marks:	CE
Filament Test IEC 695-2-1(°C):	650
Height (mm):	26
Diameter (mm):	30
Weight (kg):	0,015
Min. Built-in (mm):	Ø25x20
Height Recessed Part (mm):	24
Height Exterior Part (mm):	3
Built-in Ø (mm):	25mm





(mm)



(mm)

