

## CORE SMART 120° BRUSHED STEEL 2700K

Small, exclusive accent luminaire of the highest quality for indoor use with integrated push-in terminal for simplified and smart series connection, eliminates the hassle of external joints and minimises sources of faults and simplifies troubleshooting. Recessed light spot makes the luminaire glare free. A good alternative when a 120° beam angle is wanted. Attractive as a decor light recessed into window nooks, shelves and furniture, or for surface mounting with the Core Smart Spacer Ring accessory.

### DESCRIPTION

<b>GTIN:</b>	7392971134215
<b>Item Name:</b>	Core Smart 120° Brushed steel 2700K
<b>Warranty:</b>	5 years

### LIGHT TECHNICAL DATA

<b>Max. Luminaire Lumen (lm):</b>	65
<b>Light Source:</b>	LED
<b>Light Source Included:</b>	Yes
<b>Replaceability:</b>	Non-replaceable LED
<b>LED Colour:</b>	Warm White
<b>Colour Temperature (K):</b>	2700
<b>Colour Rendering Index (Ra):</b>	>90
<b>Colour Consistency (SDCM):</b>	3
<b>Luminous Intensity (cd):</b>	30
<b>Beam Angle (°):</b>	120
<b>Light sharing:</b>	Symmetric
<b>Light Outlet:</b>	Direct
<b>Number of Lamps (pcs):</b>	1
<b>Number of LED (pcs):</b>	1
<b>Life Time:</b>	L70 90000h Ta 25°C
<b>Nominal Life Time (h):</b>	90000

## TECHNICAL DATA

Voltage Forward (Vf):	3
Max. Power Luminaire (W):	1,2
Max. System Power (W):	1,3
Max. Efficiency Luminaire (lm/W):	54,2
Max. Efficiency System (lm/W):	50
Containing light source energy efficiency class (EU) 2019/2015: E	
Eprel registration number:	1283291

## OPERATION AND CONNECTION


Dimmable:	Yes
Driver Included:	No
Driver Model:	Constant Current
Connection (type):	Quick Terminal
Connection (mm2):	2x0,2-0,75
Through Wiring:	Yes
Constant Current (mA):	350
Min. Ta (°C):	-20
Max. Ta (°C):	40
Max. Tc (°C):	80


## COLOR AND MATERIAL

Material:	Aluminium
Color:	Brushed Steel
Environmental Assessment:	Byggvarubedömningen

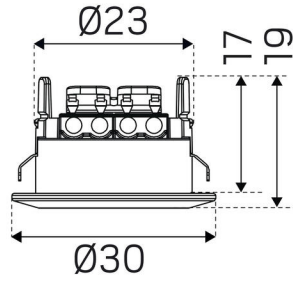
## MEASUREMENT AND INSTALLATION

Operating Environment:	Indoor / bathroom (ceiling area 1)
IP Degree of Protection:	44
Protection Class:	III
Installation:	Built-in
Mounting Installation:	Tension Spring
Height Surface Mounted (mm):	30
Fire Safety Marks:	Not in insulation without protection cover
Approval Marks:	CE
Filament Test IEC 695-2-1(°C):	650
Height (mm):	19
Diameter (mm):	30
Weight (kg):	0,0105
Min. Built-in (mm):	Ø25x13
Height Recessed Part (mm):	17
Height Exterior Part (mm):	3
Built-in Ø (mm):	25mm





(mm)



(mm)

