



## INDLINE G2 IP23 SPORT XL 30°

Indline G2 IP23 Sport is a version of Indline G2 IP23 with protective grid, designed for sports hall and other activity areas. With different beam angles and an asymmetrical light pattern, it ensures even and efficient light distribution, perfect for large areas. The luminaire is supplied complete with protective grid and meets ball tests. Like the regular Indline G2 IP23, installation is simple, with push-in terminals on both sides that allow you to install the luminaire without opening it. Available in On/Off or DALI control options. Indline G2 IP23 Sport offers several different mounting methods, such as luminaire rail, solid ceiling, wall or wire. Adjustable ceiling and wall brackets are available as accessories.

### DESCRIPTION

<b>GTIN:</b>	7392971152615
<b>Item Name:</b>	Indline G2 IP23 Sport XL 30°
<b>Warranty:</b>	5 years

## LIGHT TECHNICAL DATA

<b>Max. Luminaire Lumen (lm):</b>	22350
<b>Light Source:</b>	LED
<b>Replaceability:</b>	Replaceable LED by professional, Replaceable Control gear by professional
<b>LED Colour:</b>	White
<b>Colour Temperature (K):</b>	4000
<b>Colour Rendering Index (Ra):</b>	>80
<b>Colour Consistency (SDCM):</b>	3
<b>Luminous Intensity (cd):</b>	32925
<b>Beam Angle (°):</b>	30
<b>Light sharing:</b>	Symmetric
<b>Light Outlet:</b>	Direct, Narrow Beam
<b>Number of Lamps (pcs):</b>	1
<b>Number of LED (pcs):</b>	360
<b>Life Time:</b>	h Ta °C
<b>Nominal Life Time (h):</b>	100000
<b>Lumen maintenance 50 000h:</b>	L92
<b>Lumen maintenance 75 000h:</b>	L85
<b>Lumen maintenance 100 000h:</b>	L85
<b>LLMF @ 50 000h:</b>	0.92
<b>LLMF @ 100 000h:</b>	0.85
<b>Life Time Driver:</b>	100 000h/10%
<b>Flicker (PstLM):</b>	0,057
<b>Stroboscopic effect (SVM):</b>	0,009

## TECHNICAL DATA

<b>Voltage (type):</b>	AC
<b>Voltage Interval (V):</b>	220...240V
<b>Voltage Nominal (V):</b>	230
<b>Line Frequency (Hz):</b>	50
<b>Max. Power Luminaire (W):</b>	125
<b>Max. System Power (W):</b>	125
<b>Max. Efficiency Luminaire (lm/W):</b>	178,8
<b>Max. Efficiency System (lm/W):</b>	178,8

## OPERATION AND CONNECTION


<b>Dimmable:</b>	No
<b>Type of Dimming:</b>	DIP-Switch Power, OnOff
<b>Driver Included:</b>	Yes - replaceable
<b>Driver Model:</b>	Constant Current
<b>Driver Type:</b>	Built-in
<b>Driver Manufacturer:</b>	Tridonic
<b>Connection (type):</b>	Quick Terminal
<b>Connection (mm2):</b>	5x0,5-2,5
<b>Through Wiring:</b>	Yes
<b>Strain Relief:</b>	Yes
<b>Power Factor <math>\lambda</math>:</b>	0,95
<b>Efficiency (%):</b>	93
<b>THD (%):</b>	10
<b>Constant Current (mA):</b>	400, 500, 600
<b>Min. Ta (°C):</b>	-20
<b>Max. Ta (°C):</b>	40
<b>Max. Tc (°C):</b>	75
<b>Protection Against:</b>	Short Circuit, Overload
<b>Mains surge protection DM (kV):</b>	12
<b>Fuse B10 (pcs):</b>	6
<b>Fuse B16 (pcs):</b>	11
<b>Fuse C10 (pcs):</b>	10
<b>Fuse C16 (pcs):</b>	18

## COLOR AND MATERIAL

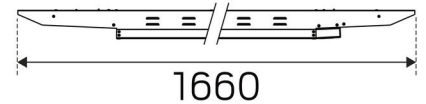
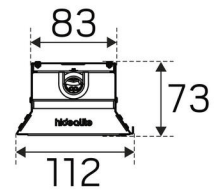
<b>Material:</b>	Metal, Sheet metal
<b>Color:</b>	Aluzinc
<b>Environmental Assessment:</b>	EPD
<b>Available in special color:</b>	No

## MEASUREMENT AND INSTALLATION

<b>Operating Environment:</b>	Indoor / damp locations
<b>IP Degree of Protection:</b>	23
<b>Protection Class:</b>	I
<b>Installation:</b>	Surface mounted, Wire-cable installation
<b>Mounting Installation:</b>	Screw Mounting, Hook
<b>Approval Marks:</b>	CE, a Hide-a-lite Choice
<b>Impact Strength:</b>	IK08
<b>Filament Test IEC 695-2-1(°C):</b>	650
<b>Length (mm):</b>	1660
<b>Width (mm):</b>	112
<b>Height (mm):</b>	73
<b>Weight (kg):</b>	4,8



(mm)



We focus on sustainability using recycled material for creating innovative luminaires, as well as replaceable LEDs and drivers.

Luminaires built for the future!