



MOON BASIC 320

Easily installed base plafond, LED module with integrated driver and selectable colour temperature via DIP-Switch ColourTemp 3000K or 4000K. Plenty of space in the fitting and possibility for surface-mounted cable routing. For installation flat on the ceiling or wall indoors in private or public environment. On/Off model with or without sensor. Simple installation, long life time and minimal maintenance make the plafond an economical and environmentally-friendly choice.

DESCRIPTION

GTIN:	7392971137506
Item Name:	Moon Basic 320
Warranty:	5 years

LIGHT TECHNICAL DATA

Max. Luminaire Lumen (lm):	1400
Light Source:	LED
Light Source Included:	Yes
Replaceability:	Non-replaceable LED, Replaceable Control gear by professional
LED Colour:	Warm White
Colour Temperature (K):	3000, 4000
Colour Rendering Index (Ra):	>80
Colour Consistency (SDCM):	4
Luminous Intensity (cd):	370
Beam Angle (°):	120
Light sharing:	Symmetric
Light Outlet:	Direct
Number of Lamps (pcs):	1
Number of LED (pcs):	48
Life Time:	L70 50000h Ta 25°C
Nominal Life Time (h):	50000
Lumen maintenance 50 000h:	L72
LLMF @ 50 000h:	0.72
Life Time Driver:	50 000h/10%
Flicker (PstLM):	0,008
Stroboscopic effect (SVM):	0,013

TECHNICAL DATA

Voltage (type):	AC
Voltage Interval (V):	220...240V
Voltage Nominal (V):	230
Line Frequency (Hz):	50, 60
Power LED (W):	13,5
Max. Power Luminaire (W):	15
Max. System Power (W):	15
Max. Efficiency Luminaire (lm/W):	93,3
Max. Efficiency System (lm/W):	93,3
Containing light source energy efficiency class (EU) 2019/2015: E	
Eprel registration number:	1282329

OPERATION AND CONNECTION



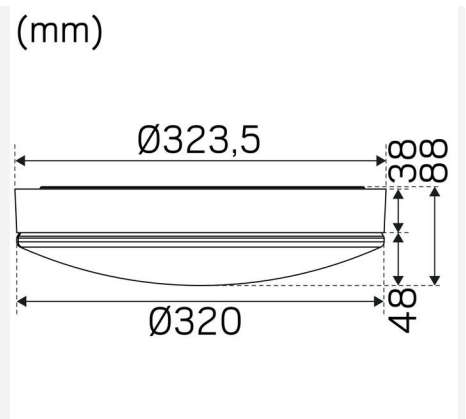
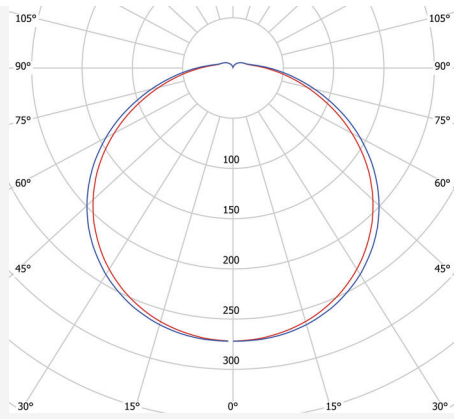
Dimmable:	No
Type of Dimming:	OnOff
Driver Included:	Yes
Driver Model:	Constant Current
Driver Type:	Built-in
Connection (type):	Quick Terminal
Connection (mm2):	4x0,5-2,5
Through Wiring:	Yes
Strain Relief:	Yes
Efficiency (%):	90
Min. Ta (°C):	-20
Max. Ta (°C):	40
Max. Tc (°C):	85
Protection Against:	Short Circuit, Overheating 120°C, Overload
Fuse B10 (pcs):	23
Fuse B16 (pcs):	35
Fuse C10 (pcs):	28
Fuse C16 (pcs):	45

COLOR AND MATERIAL

Material:	Recycled, Plastic
Color:	White
Environmental Assessment:	Byggvarubedömningen

MEASUREMENT AND INSTALLATION

Operating Environment:	Indoor / wet locations
IP Degree of Protection:	44
Protection Class:	II
Installation:	Surface mounted
Mounting Installation:	Screw Mounting
Approval Marks:	CE, a Hide-a-lite Choice
Impact Strength:	IK06
Filament Test IEC 695-2-1(°C):	650
Height (mm):	89
Diameter (mm):	324
Weight (kg):	0,8



hide a lite
choice

We focus on sustainability using recycled material for creating innovative luminaires, as well as replaceable LEDs and drivers.

Luminaires built for the future!