



## MOON SLIM S 255

Low-build LED Plafond in slim design with a pleasant uplight that evens out contrasts towards the ceiling or wall. Consists of recycled ocean plastic. Selectable colour temperature via DIP-Switch ColourTemp 3000K or 4000K. Easily installed IP44 luminaire with long lifetime and high lumen output, comes complete with built-in driver; choose between many different control alternatives, selected models (Moon 380, 380S, 320SC, 380SC, 320 Bluetooth, 380 Bluetooth, 320 DALI, 380 DALI) can also be equipped with emergency lights. Comes with screw holes that fit over a ceiling box, two entrances at the bottom, one of which is centred. Cable bushings for surface-mounted cable routing from two sides.

### DESCRIPTION

<b>GTIN:</b>	7392971141268
<b>Item Name:</b>	Moon Slim S 255
<b>Warranty:</b>	5 years

## LIGHT TECHNICAL DATA

<b>Max. Luminaire Lumen (lm):</b>	1180
<b>Light Source:</b>	LED
<b>Light Source Included:</b>	Yes
<b>Replaceability:</b>	Replaceable LED by professional, Replaceable Control gear by professional
<b>LED Colour:</b>	White
<b>Colour Temperature (K):</b>	3000, 4000
<b>Colour Rendering Index (Ra):</b>	>80
<b>Colour Consistency (SDCM):</b>	3
<b>Luminous Intensity (cd):</b>	295
<b>Beam Angle (°):</b>	120
<b>Light sharing:</b>	Symmetric
<b>Light Outlet:</b>	Direct, Indirect
<b>Number of Lamps (pcs):</b>	1
<b>Number of LED (pcs):</b>	48
<b>Life Time:</b>	L80 100 000h Ta 25°C
<b>Nominal Life Time (h):</b>	100000
<b>Lumen maintenance 50 000h:</b>	L90
<b>Lumen maintenance 75 000h:</b>	L86
<b>Lumen maintenance 100 000h:</b>	L82
<b>LLMF @ 50 000h:</b>	0.9
<b>LLMF @ 100 000h:</b>	0.82
<b>Life Time Driver:</b>	100 000h/10%
<b>Flicker (PstLM):</b>	0,016
<b>Stroboscopic effect (SVM):</b>	0,024

## TECHNICAL DATA

<b>Voltage (type):</b>	AC
<b>Voltage Interval (V):</b>	220...240V
<b>Voltage Nominal (V):</b>	230
<b>Line Frequency (Hz):</b>	50
<b>Power LED (W):</b>	10
<b>Max. Power Luminaire (W):</b>	13
<b>Max. System Power (W):</b>	13
<b>Max. Efficiency Luminaire (lm/W):</b>	90,8
<b>Max. Efficiency System (lm/W):</b>	90,8
<b>Containing light source energy efficiency class (EU) 2019/2015:</b>	D
<b>Eprel registration number:</b>	1215131

## OPERATION AND CONNECTION


<b>Dimmable:</b>	No
<b>Type of Dimming:</b>	Microwave Sensor
<b>Driver Included:</b>	Yes
<b>Driver Model:</b>	Constant Current
<b>Driver Type:</b>	Built-in
<b>Driver Manufacturer:</b>	Hide-a-lite
<b>Connection (type):</b>	Quick Terminal
<b>Connection (mm<sup>2</sup>):</b>	4x0,5-2,5
<b>Through Wiring:</b>	Yes
<b>Strain Relief:</b>	Yes
<b>Power Factor <math>\lambda</math>:</b>	0,7
<b>Efficiency (%):</b>	79
<b>Power loss (W):</b>	2,8
<b>Leakage current (mA) (at 230 V, 50 Hz, full load):</b>	0,0073
<b>Standby Power:</b>	0,52
<b>Constant Current (mA):</b>	200
<b>Min. Ta (°C):</b>	-20
<b>Max. Ta (°C):</b>	40
<b>Max. Tc (°C):</b>	90
<b>Inrush current (max/time):</b>	15,7A 30 $\mu$ s
<b>Mains surge protection DM (kV):</b>	0,5
<b>Fuse B10 (pcs):</b>	79
<b>Fuse B16 (pcs):</b>	127
<b>Fuse C10 (pcs):</b>	79
<b>Fuse C16 (pcs):</b>	127

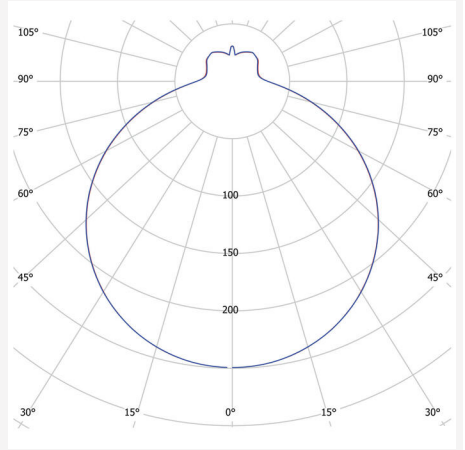
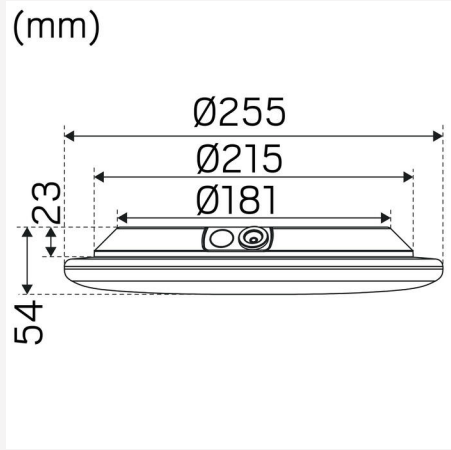
## COLOR AND MATERIAL

<b>Material:</b>	Recycled, Plastic
<b>Color:</b>	White
<b>Environmental Assessment:</b>	Byggvarubedömningen, EPD

## MEASUREMENT AND INSTALLATION

<b>Operating Environment:</b>	Indoor / wet locations
<b>IP Degree of Protection:</b>	44
<b>Protection Class:</b>	II
<b>Installation:</b>	Surface mounted
<b>Mounting Installation:</b>	Screw Mounting
<b>Approval Marks:</b>	CE, a Hide-a-lite Choice
<b>Filament Test IEC 695-2-1(°C):</b>	650
<b>Height (mm):</b>	54
<b>Diameter (mm):</b>	255
<b>Weight (kg):</b>	0,5





**hidealite**  
choice

We focus on sustainability using recycled material for creating innovative luminaires, as well as replaceable LEDs and drivers.

Luminaires built for the future!