



MOON SLIM 320

Low-build LED Plafond in slim design with a pleasant uplight that evens out contrasts towards the ceiling or wall. Consists of recycled ocean plastic. Selectable colour temperature via DIP-Switch ColourTemp 3000K or 4000K. Easily installed IP44 luminaire with long lifetime and high lumen output, comes complete with built-in driver; choose between many different control alternatives, selected models (Moon 380, 380S, 320SC, 380SC, 320 Bluetooth, 380 Bluetooth, 320 DALI, 380 DALI) can also be equipped with emergency lights. Comes with screw holes that fit over a ceiling box, two entrances at the bottom, one of which is centred. Cable bushings for surface-mounted cable routing from two sides.

DESCRIPTION

GTIN:	7392971141251
Item Name:	Moon Slim 320
Warranty:	5 years

LIGHT TECHNICAL DATA

Max. Luminaire Lumen (lm):	1700
Light Source:	LED
Replaceability:	Replaceable LED by professional, Replaceable Control gear by professional
LED Colour:	White
Colour Temperature (K):	3000, 4000
Colour Rendering Index (Ra):	>80
Colour Consistency (SDCM):	3
Luminous Intensity (cd):	480
Beam Angle (°):	120
Light sharing:	Symmetric
Light Outlet:	Direct, Indirect
Number of Lamps (pcs):	1
Number of LED (pcs):	84
Life Time:	h Ta °C
Nominal Life Time (h):	100000
Lumen maintenance 50 000h:	L90
Lumen maintenance 75 000h:	L86
Lumen maintenance 100 000h:	L82
LLMF @ 50 000h:	0.9
LLMF @ 100 000h:	0.82
Life Time Driver:	100 000h/10%
Flicker (PstLM):	0,017
Stroboscopic effect (SVM):	0,018

TECHNICAL DATA

Voltage (type):	AC
Voltage Interval (V):	220...240V
Voltage Nominal (V):	230
Line Frequency (Hz):	50
Power LED (W):	14,5
Max. Power Luminaire (W):	17
Max. System Power (W):	17
Max. Efficiency Luminaire (lm/W):	100
Max. Efficiency System (lm/W):	100
Containing light source energy efficiency class (EU) 2019/2015:	D
Eprel registration number:	1228474

OPERATION AND CONNECTION


Dimmable:	Yes
Type of Dimming:	Trailing Edge, Leading Edge
Driver Included:	Yes
Driver Model:	Constant Current
Driver Type:	Built-in
Driver Manufacturer:	Hide-a-lite
Connection (type):	Quick Terminal
Connection (mm2):	3x0,5-2,5
Through Wiring:	Yes
Strain Relief:	Yes
Power Factor λ:	0,8
Efficiency (%):	86
Power loss (W):	2,5
Leakage current (mA) (at 230 V, 50 Hz, full load):	0,0073
Constant Current (mA):	300
Min. Ta (°C):	-20
Max. Ta (°C):	40
Max. Tc (°C):	95
Dimming secondary side:	AM
Inrush current (max/time):	11,5A 38 μ s
Mains surge protection DM (kV):	0,5
Fuse B10 (pcs):	69
Fuse B16 (pcs):	111
Fuse C10 (pcs):	69
Fuse C16 (pcs):	111

COLOR AND MATERIAL

Material:	Recycled, Plastic
Color:	White
Environmental Assessment:	Byggvarubedömningen, EPD

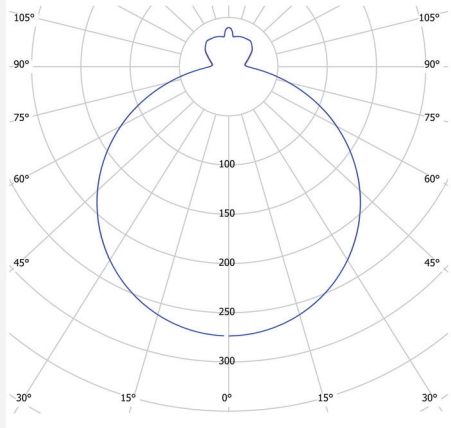
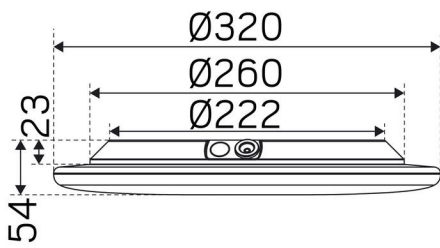
MEASUREMENT AND INSTALLATION

Operating Environment:	Indoor / wet locations
IP Degree of Protection:	44
Protection Class:	II
Installation:	Surface mounted
Mounting Installation:	Screw Mounting
Approval Marks:	CE, a Hide-a-lite Choice
Filament Test IEC 695-2-1(°C):	650
Height (mm):	54
Diameter (mm):	320
Weight (kg):	0,74





(mm)



We focus on sustainability using recycled material for creating innovative luminaires, as well as replaceable LEDs and drivers.

Luminaires built for the future!