



SHELF LINE 230V WHITE 3000K 500 DIM

Dimmable complete LED strip for 230V connection in white enamelled aluminium. Good colour rendering and opal diffuser for an even light distribution. Integrated driver – perfect as under cabinet lighting or integrated into shelving systems and niches. Dimmable via external dimmer. Supplied with double-sided adhesive tape and mounted with screws.

DESCRIPTION

GTIN:	7392971143378
Item Name:	Shelf Line 230V White 3000K 500 DIM
Warranty:	5 years

LIGHT TECHNICAL DATA

Max. Luminaire Lumen (lm):	820
Light Source:	LED
Light Source Included:	Yes
Replaceability:	Non-replaceable LED, Non-replaceable Control gear
LED Colour:	Warm White
Colour Temperature (K):	3000
Colour Rendering Index (Ra):	>90
Colour Consistency (SDCM):	3
Luminous Intensity (cd):	290
Beam Angle (°):	110
Light sharing:	Symmetric
Light Outlet:	Direct
Number of Lamps (pcs):	1
Number of LED (pcs):	138
Life Time:	L80 50000h Ta 25°C
Nominal Life Time (h):	50000
Lumen maintenance 50 000h:	L86
Lumen maintenance 75 000h:	L80
Lumen maintenance 100 000h:	L75
LLMF @ 50 000h:	0.86
LLMF @ 100 000h:	0.75
Life Time Driver:	50 000h/10%
Flicker (PstLM):	0,039
Stroboscopic effect (SVM):	0,026

TECHNICAL DATA

Voltage (type):	AC
Voltage Interval (V):	220...240V
Voltage Nominal (V):	230
Line Frequency (Hz):	50
Power LED (W):	8,4
Max. Power Luminaire (W):	10,5
Max. System Power (W):	10,5
Max. Efficiency Luminaire (lm/W):	78,1
Max. Efficiency System (lm/W):	78,1
Containing light source energy efficiency class (EU) 2019/2015: F	
Eprel registration number:	1281958

OPERATION AND CONNECTION



Dimmable:	Yes
Type of Dimming:	Trailing Edge
Driver Included:	Yes
Driver Model:	Constant Current
Driver Type:	Built-in
Driver Manufacturer:	Hide-a-lite
Connection (type):	Plug-in
Efficiency (%):	80
Power loss (W):	2
Leakage current (mA) (at 230 V, 50 Hz, full load):	0,5
THD (%):	40
Min. Ta (°C):	-20
Max. Ta (°C):	40
Max. Tc (°C):	80
Dimming secondary side:	AM
Protection Against:	Overheating 130°C, Overload
Inrush current (max/time):	1,61A 88µs
Mains surge protection DM (kV):	0,5
Fuse B10 (pcs):	80
Fuse B16 (pcs):	130
Fuse C10 (pcs):	80
Fuse C16 (pcs):	130

COLOR AND MATERIAL

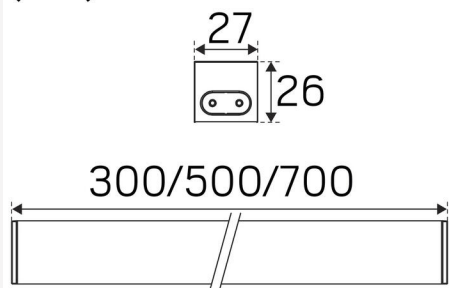
Material:	Aluminium
Color:	White
Environmental Assessment:	Byggvarubedömningen

MEASUREMENT AND INSTALLATION

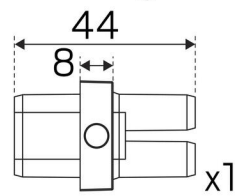
Operating Environment:	Indoor / dry locations
IP Degree of Protection:	20
Protection Class:	II
Installation:	Surface mounted
Mounting Installation:	Screw Mounting, Self Adhesive Tape
Approval Marks:	CE
Filament Test IEC 695-2-1(°C):	650
Length (mm):	500
Width (mm):	27
Height (mm):	26
Weight (kg):	0,225



(mm)



Including



(mm)

