



INDLINE G2 IP23 SPORT XL 90° DALI CLO

Indline G2 IP23 Sport is a version of Indline G2 IP23 with protective grid, designed for sports hall and other activity areas. With different beam angles and an asymmetrical light pattern, it ensures even and efficient light distribution, perfect for large areas. The luminaire is supplied complete with protective grid and meets ball tests. Like the regular Indline G2 IP23, installation is simple, with push-in terminals on both sides that allow you to install the luminaire without opening it. Available in On/Off or DALI control options. Indline G2 IP23 Sport offers several different mounting methods, such as luminaire rail, solid ceiling, wall or wire. Adjustable ceiling and wall brackets are available as accessories.

DESCRIPTION

GTIN:	7392971152677
Item Name:	Indline G2 IP23 Sport XL 90° DALI CLO
Warranty:	5 years

LIGHT TECHNICAL DATA

Max. Luminaire Lumen (lm):	20950
Light Source:	LED
Light Source Included:	Yes
Replaceability:	Replaceable LED by professional, Replaceable Control gear by professional
LED Colour:	White
Colour Temperature (K):	4000
Colour Rendering Index (Ra):	>80
Colour Consistency (SDCM):	3
Luminous Intensity (cd):	9704
Beam Angle (°):	90
Light sharing:	Symmetric
Light Outlet:	Direct, Wide Beam
Number of Lamps (pcs):	1
Number of LED (pcs):	360
Life Time:	h Ta °C
Nominal Life Time (h):	100000
Lumen maintenance 50 000h:	L100
Lumen maintenance 75 000h:	L100
Lumen maintenance 100 000h:	L100
LLMF @ 50 000h:	1
LLMF @ 100 000h:	1
Life Time Driver:	100 000h/10%
Flicker (PstLM):	0,057
Stroboscopic effect (SVM):	0,009

TECHNICAL DATA

Adjustable:	No
Voltage (type):	AC
Voltage Interval (V):	220...240V
Voltage Nominal (V):	230
Line Frequency (Hz):	50
Max. Power Luminaire (W):	127
Max. System Power (W):	127
Max. Efficiency Luminaire (lm/W):	165
Max. Efficiency System (lm/W):	165

OPERATION AND CONNECTION


Dimmable:	Yes
Type of Dimming:	DALI 2 CLO, Push 230V, DALI 2
Driver Included:	Yes - replaceable
Driver Model:	Constant Current
Driver Type:	Built-in
Driver Manufacturer:	TCI
Connection (type):	Quick Terminal
Through Wiring:	Yes
Strain Relief:	Yes
Power Factor λ:	0,93
Efficiency (%):	93
THD (%):	10
Constant Current (mA):	600
Min. Ta (°C):	-20
Max. Ta (°C):	40
Max. Tc (°C):	75
Dimming secondary side:	AM
Memory Function Power Failure:	No
Protection Against:	Short Circuit, Overload
Mains surge protection DM (kV):	12
Fuse B10 (pcs):	6
Fuse B16 (pcs):	11
Fuse C10 (pcs):	10
Fuse C16 (pcs):	18


COLOR AND MATERIAL

Material:	Metal, Sheet metal
Color:	Aluzinc
Environmental Assessment:	EPD
Available in special color:	No

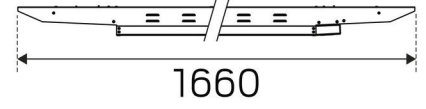
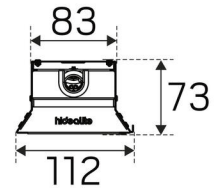
MEASUREMENT AND INSTALLATION

Operating Environment:	Indoor / damp locations
IP Degree of Protection:	23
Protection Class:	I
Installation:	Surface mounted, Wire-cable installation
Mounting Installation:	Screw Mounting, Hook
Approval Marks:	CE, a Hide-a-lite Choice
Impact Strength:	IK08
Filament Test IEC 695-2-1(°C):	650
Length (mm):	1660
Width (mm):	112
Height (mm):	73
Weight (kg):	4,8





(mm)



hideolite
choice

We focus on sustainability using recycled material for creating innovative luminaires, as well as replaceable LEDs and drivers.

Luminaires built for the future!