



CORE SMART 45° 10 PACK WHITE 2700K

Core doesn't like being alone. Our exclusive accent luminaire in 10-pack with snap hook for hanging on work trousers or ladder. Integrated push-in terminal for simplified and smart series connection, eliminates the hassle of external joints and minimises sources of faults and simplifies troubleshooting. For recessing into window nooks and furniture, or for surface mounting with the Core Smart Spacer Ring accessory. Save time and packaging.

DESCRIPTION

GTIN:	7392971134277
Item Name:	Core Smart 45° 10 pack White 2700K
Warranty:	5 years

LIGHT TECHNICAL DATA

Max. Luminaire Lumen (lm):	60
Light Source:	LED
Replaceability:	Non-replaceable LED
LED Colour:	Warm White
Colour Temperature (K):	2700
Colour Rendering Index (Ra):	>90
Colour Consistency (SDCM):	3
Luminous Intensity (cd):	10x90
Beam Angle (°):	45
Light sharing:	Symmetric
Light Outlet:	Direct
Number of Lamps (pcs):	10
Number of LED (pcs):	10
Life Time:	h Ta °C
Nominal Life Time (h):	90000

TECHNICAL DATA

Voltage Forward (Vf):	3
Max. Power Luminaire (W):	1,2
Max. System Power (W):	1,3
Max. Efficiency Luminaire (lm/W):	50
Max. Efficiency System (lm/W):	46,2
Containing light source energy efficiency class (EU) 2019/2015: E	
Eprel registration number:	1283291

OPERATION AND CONNECTION

Dimmable:	Yes
Driver Included:	No
Driver Model:	Constant Current
Connection (type):	Quick Terminal
Connection (mm2):	2x0,2-0,75
Through Wiring:	Yes
Constant Current (mA):	350
Min. Ta (°C):	-20
Max. Ta (°C):	40
Max. Tc (°C):	80




COLOR AND MATERIAL

Material:	Aluminium
Color:	White
Environmental Assessment:	Byggvarubedömningen

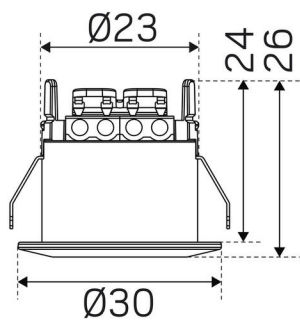
MEASUREMENT AND INSTALLATION

Operating Environment:	Indoor / bathroom (ceiling area 1)
IP Degree of Protection:	44
Protection Class:	III
Installation:	Built-in
Mounting Installation:	Tension Spring
Height Surface Mounted (mm):	30
Fire Safety Marks:	Not in insulation without protection cover
Approval Marks:	CE
Filament Test IEC 695-2-1(°C):	650
Height (mm):	26
Diameter (mm):	30
Weight (kg):	0,15
Min. Built-in (mm):	Ø25x20
Height Recessed Part (mm):	24
Height Exterior Part (mm):	3
Built-in Ø (mm):	25mm





(mm)



(mm)

