



## SKY MP 600X600 DIM Q-BOX MICRO

Efficient LED panel available with opal or microprismatic diffuser. Ideal for installation in ceilings with visible T-bars, making it perfect for office environments, schools, and areas where uniform and glare-free lighting is crucial. A surface-mount frame with pre-punched holes for cable routing is available as an accessory. Selectable colour temperature via DIP-switch ColourTemp: 3000K or 4000K. Sky MP meets screen and UGR requirements (UGR<math>\leq 19</math>) in accordance with EN 12464-1 under standard conditions. Dimmable panels come with a 2 m pre-mounted cable set, Linect, or linkable Q-box. DALI-2 with Linect or Q-box and DALI CLO with Q-box—delivered with plug and driver. DIM 600x600 is also available in a 5-pack for efficient installation in larger projects.

### DESCRIPTION

<b>GTIN:</b>	7392971143767
<b>Item Name:</b>	Sky MP 600x600 DIM Q-Box Micro
<b>Warranty:</b>	5 years

### LIGHT TECHNICAL DATA

<b>Max. Luminaire Lumen (lm):</b>	3700
<b>Light Source:</b>	LED
<b>Replaceability:</b>	Non-replaceable LED, Replaceable Control gear by professional
<b>LED Colour:</b>	Warm White
<b>Colour Temperature (K):</b>	3000, 4000
<b>Colour Rendering Index (Ra):</b>	>80
<b>Colour Consistency (SDCM):</b>	3
<b>Luminous Intensity (cd):</b>	1600
<b>Beam Angle (°):</b>	90
<b>Light sharing:</b>	Symmetric
<b>Light Outlet:</b>	Direct
<b>Number of Lamps (pcs):</b>	1
<b>Life Time:</b>	h Ta °C
<b>Nominal Life Time (h):</b>	100000
<b>Lumen maintenance 50 000h:</b>	L90
<b>Lumen maintenance 75 000h:</b>	L85
<b>Lumen maintenance 100 000h:</b>	L81
<b>LLMF @ 50 000h:</b>	0.9
<b>LLMF @ 100 000h:</b>	0.81
<b>Life Time Driver:</b>	100 000h/20%
<b>Flicker (PstLM):</b>	0,04
<b>Stroboscopic effect (SVM):</b>	0,004

## TECHNICAL DATA

Voltage (type):	AC
Voltage Interval (V):	220...240V
Voltage Nominal (V):	230
Line Frequency (Hz):	50
Power LED (W):	26,5
Max. Power Luminaire (W):	30
Max. System Power (W):	30
Max. Efficiency Luminaire (lm/W):	123,3
Max. Efficiency System (lm/W):	123,3
Containing light source energy efficiency class (EU) 2019/2015: D	
Eprel registration number:	1242482

## OPERATION AND CONNECTION

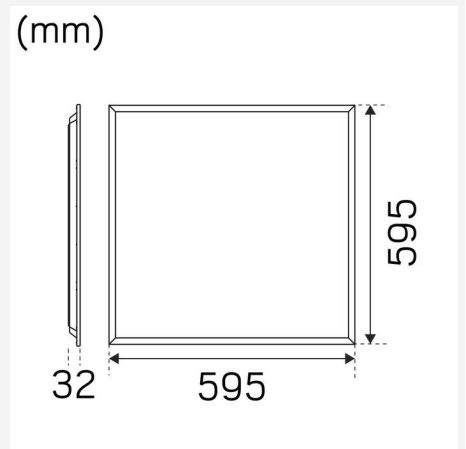



Dimmable:	Yes
Type of Dimming:	Trailing Edge
Driver Included:	Yes
Driver Model:	Constant Current
Driver Type:	Stand Alone
Driver Manufacturer:	Hide-a-lite
Connection (type):	Quick Terminal
Connection (mm2):	3x0,75-2,5
Through Wiring:	Yes
Strain Relief:	Yes
Power Factor $\lambda$ :	0,9
Efficiency (%):	85
Power loss (W):	3,5
Standby Power:	1
Constant Current (mA):	750
Min. Ta (°C):	-10
Max. Ta (°C):	40
Max. Tc (°C):	55
Dimming secondary side:	AM
Protection Against:	Short Circuit, Overheating 120°C, Overload
Inrush current (max/time):	16,8A 40 $\mu$ s
Mains surge protection DM (kV):	1
Fuse B10 (pcs):	39
Fuse B16 (pcs):	63
Fuse C10 (pcs):	39
Fuse C16 (pcs):	63

## COLOR AND MATERIAL

Material:	Aluminium
Color:	White
Environmental Assessment:	Byggarubedömningen, EPD

## MEASUREMENT AND INSTALLATION

<b>Operating Environment:</b>	Indoor / dry locations
<b>IP Degree of Protection:</b>	40
<b>Protection Class:</b>	II
<b>Installation:</b>	Built-in
<b>Mounting Installation:</b>	Mounting Frame
<b>Height Surface Mounted (mm):</b>	70
<b>Approval Marks:</b>	CE
<b>Filament Test IEC 695-2-1(°C):</b>	650
<b>Length (mm):</b>	595
<b>Width (mm):</b>	595
<b>Height (mm):</b>	25
<b>Weight (kg):</b>	2,058
<b>Min. Built-in (mm):</b>	600x600x70
<b>Built-in LxB (mm):</b>	600x600



(mm)

